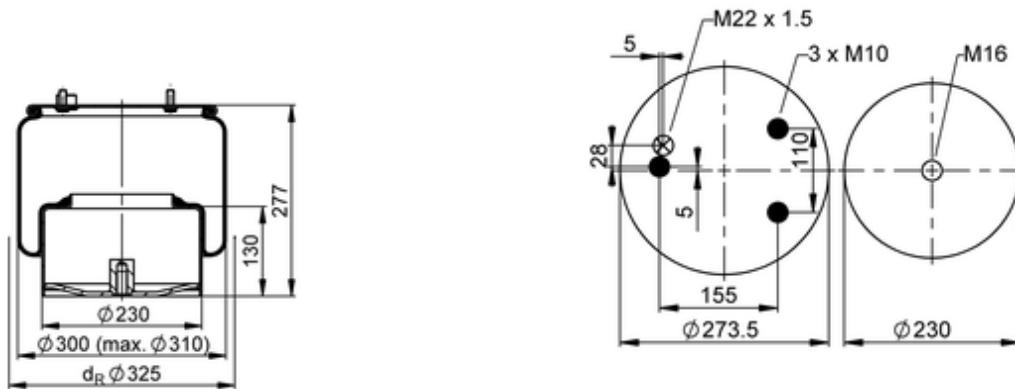













836 N P06

63275



 bolt or stud
  hole
  combination stud
  air inlet
  stud and nut

 kg	9 kg
	K008
	
	M10: max. 35 Nm
	M16: max. 130 Nm
	M22x1.5: max. 20 Nm

OE Manufacturer/Part No.

Manufacturer	Original Part No.	Model
VDL Bus	41 152 221	
VDL Bus	41 153 934	
VDL Bus	1 152 221	
VDL Bus	1 153 934	SB230
VDL Bus	1 153 934	SB400

