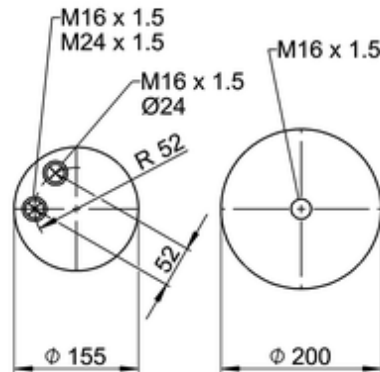
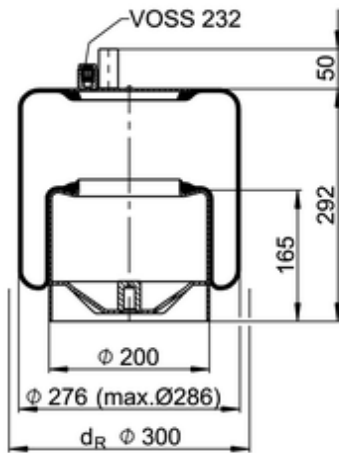














4390 N P22

600157



 bolt or stud   
  hole   
  combination stud   
  air inlet   
  stud and nut

	6,8 kg
	62425
	K036
	
	M16x1.5: max. 130 Nm
	M16x1.5: max. 20 Nm
	M24x1.5: max. 100 Nm

### OE Manufacturer/Part No.

Manufacturer	Original Part No.	Model
Mercedes	942 320 02 21	
Mercedes	942 320 50 21	
Mercedes	942 320 29 21	
Mercedes	A 942 320 50 21	Actros

Mercedes	A 942 320 02 21	Actros
Mercedes	A 942 320 02 21	Actros
Mercedes	A 942 320 50 21	Actros
Mercedes	A 942 320 29 21	Actros MP2
Mercedes	A 942 320 29 21	Actros MP2